



## Rational Drug Therapy Program

WVBMS Drug Utilization Board

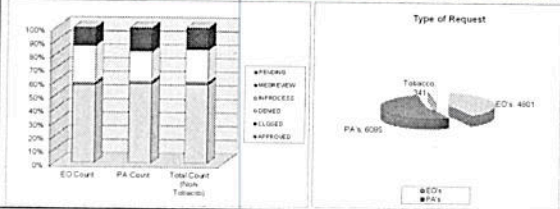
September 21, 2011

Presented by Stephen A. Small, M.S., R.Ph.  
West Virginia University School of Pharmacy



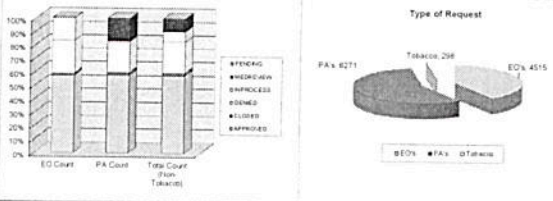
## September 2011 Program Summary

EO/PA Status	EO Count	% of EO Total	PA Count	% of PA Total	Total Count	% of Total
APPROVED	2643	57.44%	3567	58.52%	6210	58.06%
CLOSED	84	1.83%	124	2.03%	208	1.94%
DENIED	1235	26.84%	1270	20.84%	2505	23.42%
INPROCESS	1	0.02%	55	0.90%	56	0.52%
MEDREVIEW	638	13.87%	1078	17.69%	1716	16.04%
PENDING	0	0.00%	1	0.02%	1	0.01%
<b>Total Program</b>	<b>4601</b>	<b>41.69%</b>	<b>6095</b>	<b>55.22%</b>	<b>10696</b>	<b>96.91%</b>



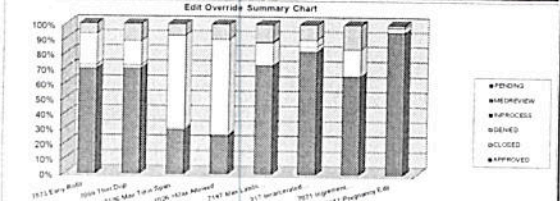
## October 2011 Program Summary

EO/PA Status	EO Count	% of EO Total	PA Count	% of PA Total	Total Count	% of Total
APPROVED	2589	57.34%	3616	57.66%	6205	57.53%
CLOSED	75	1.66%	129	2.06%	204	1.89%
DENIED	1100	24.36%	1405	22.40%	2505	23.22%
INPROCESS	0	0.00%	54	0.86%	54	0.50%
MEDREVIEW	750	16.61%	1066	17.00%	1816	16.89%
PENDING	1	0.02%	1	0.02%	2	0.02%
<b>Total Program</b>	<b>4515</b>	<b>40.73%</b>	<b>6271</b>	<b>56.58%</b>	<b>10786</b>	<b>97.31%</b>




## September 2011 Edit Overrides (EO)

Edit Override Status	7073	7069	7196 Max	7026	7187 Max	217	7071	7077
Early Refill	69.85%	70.23%	29.28%	25.28%	71.91%	81.89%	65.69%	95.00%
Ther.Dup	2.17%	1.88%	1.10%	0.56%	0.56%	3.15%	0.00%	0.00%
Time Span	21.14%	16.32%	61.88%	64.04%	15.17%	4.72%	17.65%	3.00%
Limits Exceeded	0.00%	0.00%	0.00%	0.00%	0.56%	0.00%	0.00%	0.00%
Member Duplication	6.84%	11.58%	7.73%	10.11%	11.80%	10.24%	16.67%	2.00%
Incarcerated	0.00%	0.00%	0.00%	0.00%	0.00%	0.00%	0.00%	0.00%
Ingredient Edit	0.00%	0.00%	0.00%	0.00%	0.00%	0.00%	0.00%	0.00%
Pregnancy	0.00%	0.00%	0.00%	0.00%	0.00%	0.00%	0.00%	0.00%
<b>Total EO's</b>	<b>1476</b>	<b>1330</b>	<b>181</b>	<b>178</b>	<b>178</b>	<b>127</b>	<b>102</b>	<b>100</b>



## October 2011 Edit Overrides (EO)

Edit Override Status	7073	7069	7187 Max	7196	7026 >Max	217
Early Refill	68.08%	69.72%	71.84%	24.58%	26.15%	88.60%
Therapeutic Dup	2.15%	0.92%	6.31%	0.00%	0.00%	3.51%
Limits Exceeded	21.24%	16.72%	10.19%	59.22%	65.38%	1.75%
Member Duplication	0.00%	0.00%	0.00%	0.00%	0.00%	0.00%
Incarcerated	8.53%	12.56%	11.65%	16.20%	8.46%	6.14%
Ingredient Edit	0.00%	0.00%	0.00%	0.00%	0.00%	0.00%
Pregnancy	0.00%	0.00%	0.00%	0.00%	0.00%	0.00%
<b>Total EO's</b>	<b>1488</b>	<b>1298</b>	<b>206</b>	<b>179</b>	<b>130</b>	<b>114</b>




## September 2011 PAs

Drug Class	Atypical Antipsychotics	Amphetamines	Analgesics	HMG COA Inhibitors	Proton Pump Inhibitors
APPROVED	74.88%	77.47%	74.83%	69.55%	38.46%
CLOSED	3.02%	4.28%	3.02%	0.75%	2.31%
DENIED	13.02%	6.09%	11.74%	22.18%	40.00%
INPROCESS	0.00%	0.00%	0.00%	0.00%	0.00%
MEDREVIEW	9.07%	12.17%	10.40%	7.52%	19.23%
PENDING	0.00%	0.00%	0.00%	0.00%	0.00%
<b>Totals</b>	<b>860</b>	<b>608</b>	<b>596</b>	<b>266</b>	<b>260</b>

Drug Class	ADD Agents	Heparin Related Products	Anti-convulsants	SNRI's
APPROVED	63.07%	82.22%	76.54%	26.56%
CLOSED	2.49%	6.67%	2.23%	0.00%
DENIED	9.54%	4.44%	8.38%	42.97%
INPROCESS	0.00%	0.00%	0.00%	0.00%
MEDREVIEW	24.90%	6.67%	12.85%	30.47%
PENDING	0.00%	0.00%	0.00%	0.00%
<b>Totals</b>	<b>241</b>	<b>180</b>	<b>179</b>	<b>128</b>

## September 2011 Graph




## October 2011 PAs

DRUG CLASS	Atypical	Antipsychotics	Amphetamines	Analgesics	Synagis	PPIs
APPROVED	73.86%	78.54%	76.87%	49.45%	50.82%	
CLOSED	1.98%	5.56%	3.66%	0.82%	0.98%	
DENIED	14.35%	6.04%	9.48%	42.62%	35.41%	
INPROCESS	0.00%	0.00%	0.00%	0.27%	0.00%	
MEDREVIEW	9.80%	9.86%	9.98%	6.83%	12.79%	
PENDING	0.00%	0.00%	0.00%	0.00%	0.00%	
Totals	857	629	601	366	305	

DRUG CLASS	ADD Agents	Anti-convulsants	Heparin Related Products	SNRIs
APPROVED	60.63%	73.08%	87.84%	21.93%
CLOSED	0.79%	2.75%	2.03%	0.88%
DENIED	9.06%	9.89%	2.03%	43.86%
INPROCESS	0.00%	0.00%	0.68%	0.00%
MEDREVIEW	29.53%	14.29%	7.43%	33.33%
PENDING	0.00%	0.00%	0.00%	0.00%
Totals	254	182	148	114

## October 2011 PAs



## Early Refills (September-October = 2964 Total)

GCN Seqno	Drug Name	Drug Strength	Count
023139	TRAMADOL HCL	50 MG	66
028090	ALBUTEROL SULFATE	90 MCG	66
004204	HYDROCODONE BIT/ACETAMINOPHEN	5 MG-500MG	61
006373	BLOOD SUGAR DIAGNOSTIC		60
021414	GABAPENTIN	300 MG	54
000346	CLONIDINE HCL	0.1 MG	45
011672	RANITIDINE HCL	15 MG/ML	44
003775	ALPRAZOLAM	1 MG	42
004560	CLONAZEPAM	0.5 MG	40
066636	BUPRENORPHINE HCL/NALOXONE HCL	8 MG-2 MG	36
004561	CLONAZEPAM	1 MG	31
047526	ESOMEPRAZOLE MAG TRIHYDRATE	40 MG	29
026439	HYDROCODONE BIT/ACETAMINOPHEN	10MG-500MG	28
004205	HYDROCODONE BIT/ACETAMINOPHEN	7.5-500MG	27
003774	ALPRAZOLAM	0.5 MG	26

## Duplications of Therapy September-October = 2628 Total

HIC3	Definition	Count
H3A	ANALGESICS, NARCOTICS	971
S2B	NSAIDS, CYCLOOXYGENASE INHIBITOR TYPE	217
D4J	PROTON-PUMP INHIBITORS	177
M4E	LIPOTROPICS	164
C4G	INSULINS	153
H7C	SEROTONIN-NOREPINEPHRINE REUPTAKE-INHIB (SNRIs)	123
H6H	SKELETAL MUSCLE RELAXANTS	114
H2S	SELECTIVE SEROTONIN REUPTAKE INHIBITOR (SSRIs)	87
H7Y	TX FOR ATTENTION DEFICIT-HYPERACT.(ADHD), NRI-TYPE	82
C4J	ANTIHYPERGLYCEMIC, DPP-4 INHIBITORS	81
H4B	ANTICONVULSANTS	49
J5B	ADRENERGICS, AROMATIC, NON-CATECHOLAMINE	48
J7C	BETA-ADRENERGIC BLOCKING AGENTS	35
H0G	FIBROMYALGIA AGENTS SEROTONIN-NOREPINEPH RU INHIB	33
C4F	ANTIHYPERGLY, (DPP-4) INHIBITOR & BIGUANIDE COMB	28

## Hepatitis C Protease Inhibitor

- 34 patients September-October
- 63 RDTP contacts
- 4 Denied to date
  - 2 Failed due to response guided therapy
  - 1 Compliance issues
  - 1 Therapy start issues

## Hepatitis C Protease Inhibitor

### ■ Programatic Issues

#### – Lab Issues

- Not taken at right intervals
- Labs not able to keep up with demand
- The correct sensitivity labs being drawn

#### – Packaging Issues

- WVBMS requires a package split after 4 weeks
- FDA package is 4 weekly packages that are labeled as "do not split" (Specialty pharmacies have agreed to split)
- Pharmacies are at risk of high cost stock if therapy fails

#### – Therapy Implementation

- Meds being dispensed before patient being taught
- Start dates are becoming variable and hard to measure

## Hepatitis C Protease Inhibitor

### ■ Knowledge Issues

- Complexity of monitoring
- Response guided therapy
  - Definitive failure
  - Stopping all 3 therapies

■ Any Questions?